


# Synonym Cinema

Precision worthy of fame



# Discuss Cinema

- What are some of your favorite movies or TV shows?
- Can you think of reasons why these shows were titled what they were?
- How does changing the title change who might be interested in checking it out?
  - For instance, what if *Friends* had been named “Companions” or *Ghostbusters* had been named “Apparition Disintegrators”?
- Are some words “better” than others? In what contexts? Why?

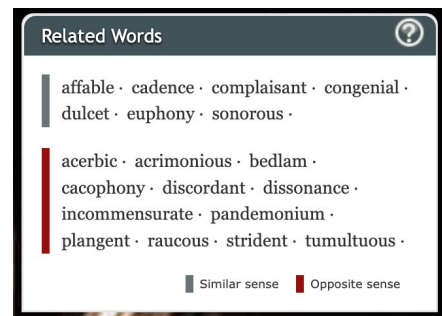


# What is a **Synonym**?

**Definition:** two or more words that share similar (but not identical) meanings.

**Example:** “friends” and “companions”

On Membean, you can see “related” Membean words on the bottom right of each word page.



# Why do **synonyms** matter?

Knowing synonyms helps you choose the BEST word in each instance for **stronger precision** in your writing.

Careful **word choice** can be used to target different audiences, affect audience appeal, and alter the overall meaning or tone.

Each word carries **connotation**, or a feeling associated with the word. If you can choose the right word, you can invoke the right “feeling” from the audience you’re going for!



# Literary Skills Through **Synonym Cinema**

## Objectives:

- Demonstrate understanding of synonyms.
- Correctly apply synonyms while considering connotation as well as denotation.
- Correctly use Membean words in context to enhance meaning.
- Revise and edit text for precision.
- Evaluate the strength of word choice in different contexts.



# How do you create your synonym poster?

- Choose a movie or TV show that is PG-13/TV-14 or lower.
- Find an image for your selected show by either doing an image search or using a movie poster database, such as [movieposters.com](https://www.movieposters.com).
- After your movie and image are approved, brainstorm what Membean word(s) you could use as synonyms for the original text on the poster for the maximum effect.
  - Browse your current list of Membean words by looking at “All Words Learned” from your dashboard.
  - See “related words” on the bottom right of your Membean word pages for other words that might work well, too!
  - Use a thesaurus to be inspired by other synonyms OR browse words that are on Membean’s [1st](#), [2nd](#), or [3rd](#) word lists.



# How do you create **your synonym poster**?

- Some posters have subtitles or catchy taglines. You're only required to change the title, but you're welcome to re-write the tagline if it helps enhance the overall meaning of your poster.
- Rearrange, revise, and edit your font, words, and placement on the image for the best effect.
  - You'll want to use photoshop or some other image editing program of your choice to get the right look.
- Consider your audience and think about how your choice of words affects different audiences, alters the tone, or changes the appeal of the show.



# Synonym Cinema Poster Example



Original



Synonyms: Apparition Disintegrators





# Synonym Cinema Poster Example



Original



Synonym: The *covert* life of pets



# How do you create **your synonym poster?**

- The following few slides walk you through how you can photoshop an image in Canva, a free image editing program.
- You can use any free image editing program you'd like, and you are welcome to photoshop more than just the words in the title if you think it will help!
- Remember to make sure your finished image is either JPG or PNG and is no larger than 16 MB in size.

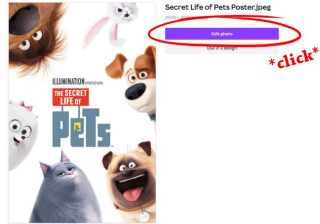


1. Start by clicking the upload button in the upper right hand corner

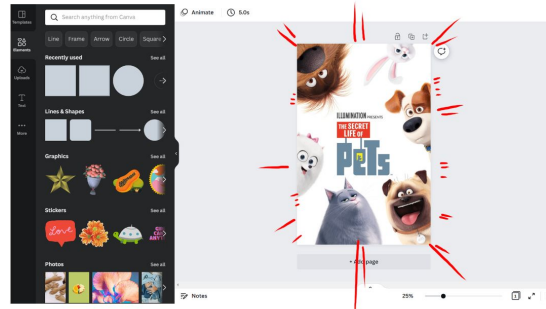


2. That will open a pop up that will ask you to drag your image into the browser or select your file from your computer's drive

3. Once you've selected your image, you'll get a pop up. Click "Edit photo"

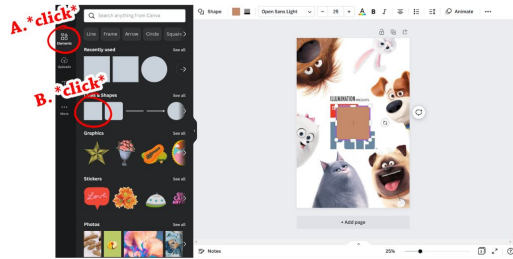


4. This will open your image in a new document window!



5. A. Click on “Elements”

B. Click on a shape suited to cover the text you wish to change (the rectangle is the most likely option!)

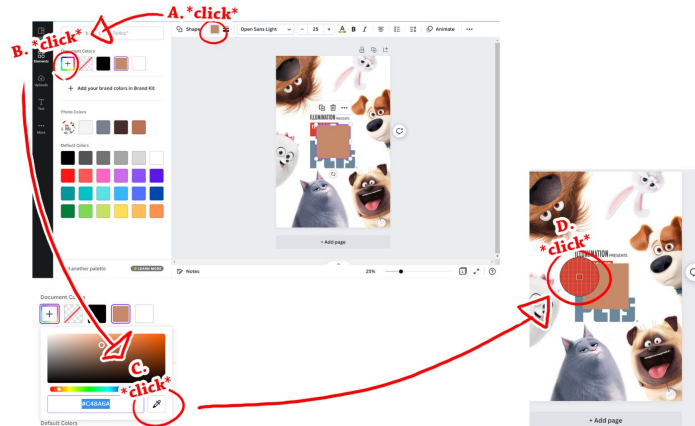


6. A. With that new shape selected, click the colored box at the top of the work space to open the color palette on the left.


B. Click the rainbow + symbol

C. Click the eyedropper

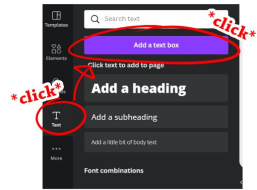
D. Click the color behind the text you want to replace, this will change the box's color so that it will match



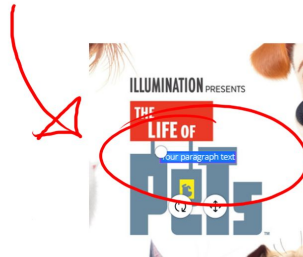
7. Use the handles and the move tool to adjust the square to cover any text you want to hide



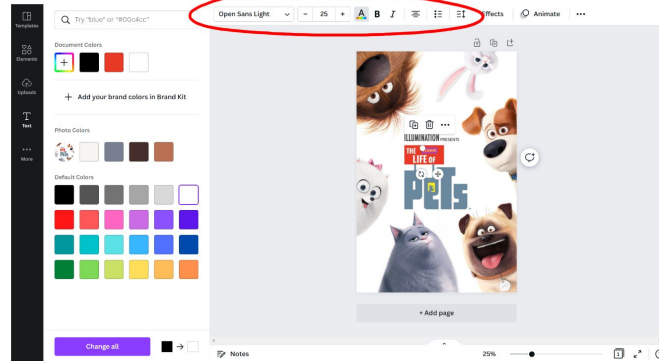
8. Click on the text tool, then click on "Add a text box."



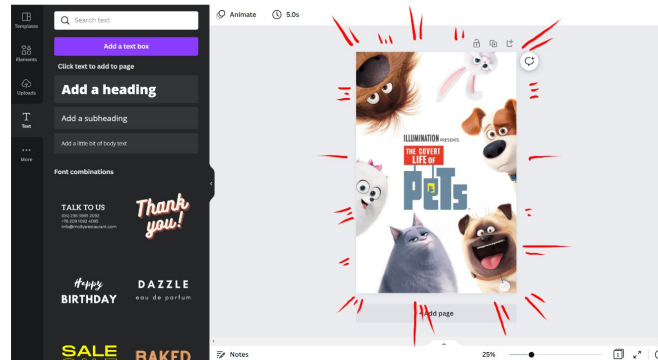
9. Type your replacement text into the new text box



**10. Select a font and text color that match the text you are trying to replace. You can upload fonts that are more accurate if you have Canva Pro, otherwise pick something close from the list!**



**11. And, you're done! You can play with placement, letter spacing, and anything else to make your image stronger!**



# Reflect: Is the original **better**?

1. Before turning in your posters, consider whether you've selected the *best* possible synonym(s) for your movie or show. Did the original have it perfect already, or were you able to improve it? How?
2. Does your word choice affect the tone?
3. Would the target audience change based on your word choice?



# How Posters will be Evaluated

	2	1	0
<b>Membean word(s) effectively used</b>	Word meanings are correctly and effectively applied.	Some word(s) used correctly but not all	Word(s) incorrectly used or are not Membean words
<b>Text/image relationship</b>	The connection between the image and text is clear, relatable, and quickly understood.	The connection between the image and text is somewhat clear, relatable, and/or understood.	Unclear connection between the image and the text.
<b>Audience Effect</b>	Instant reaction from poster (laugh, smile, etc.) with obvious intention from the author.	Slight reaction. The author's intention is clear and moderately effective.	No clear reaction.
<b>Originality</b>	Word/definition is original and fresh; beyond what is commonly seen	Word/definition shows an attempt to be original but with less creativity	Contains content seen frequently in other submissions
<b>Conventions</b>	Accurately utilizes standard writing conventions (capitalization, grammar, spelling, etc.)	Mostly correct use of standard writing conventions	Several errors in standard writing conventions
<b>TOTAL</b>			

Posters should not include content that perpetuates biases or includes inappropriate language or images, etc. Inappropriate memes will not be considered or evaluated.





# Some Rules/Guidelines

- Individual students (or groups) must create a poster that has...
  - at least one Membean word that is a correctly applied synonym for the original text
  - an appropriate image for the movie
- **Language and images should be school appropriate.**
- Images should be in JPEG or PNG format and no larger than 16MB.

